

3636 PAGE BLVD

1,800 SF AVAILABLE FOR LEASE


ST. LOUIS, MO

1,800 SF
AVAILABLE

 **boost**
mobile



LOCATION.
commercial real estate

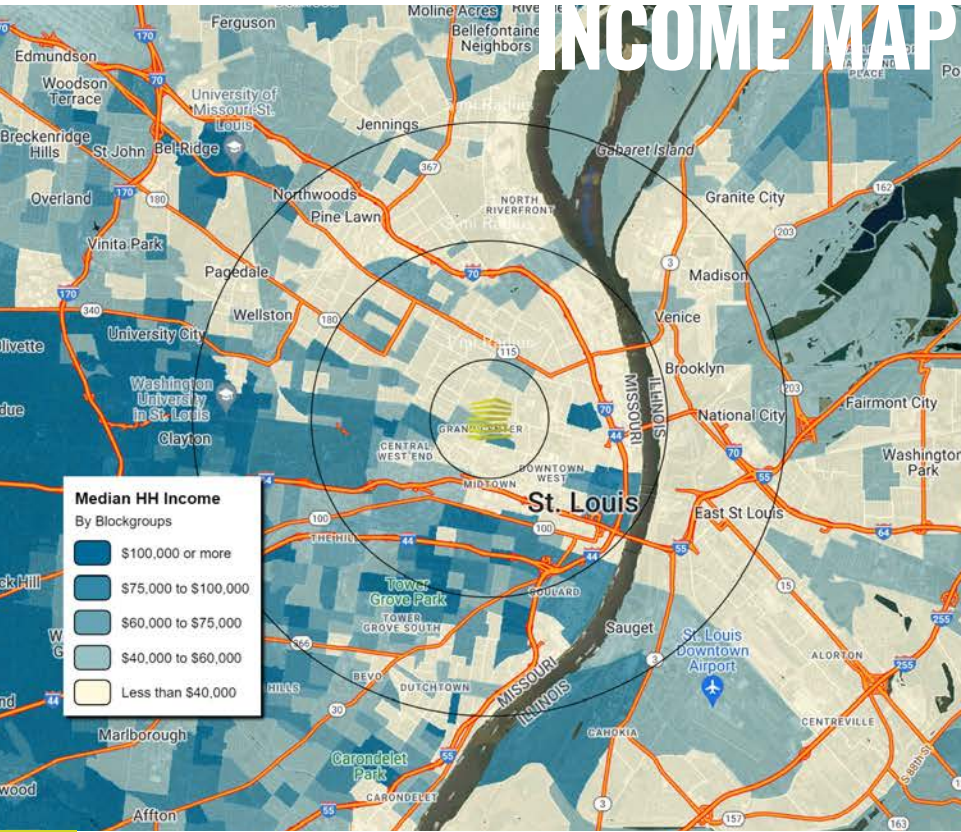


3636 PAGE BLVD

NEIGHBORHOOD VIBE

TONY MOON
 314.818.1567 (OFFICE)
 314.560.0781 (MOBILE)
 Tony@LocationCRE.com


ALEX APTER
 314.818.1562 (OFFICE)
 314.488.5900 (MOBILE)
 Alex@LocationCRE.com



INCOME MAP

St. Louis is a city and port in the U.S. state of Missouri. The city developed along the western bank of the Mississippi River, which forms Missouri's border with Illinois. St. Louis is the 58th-most populous U.S. city and the second-largest city in the state in terms of city proper population. The St. Louis metropolitan area includes the city as well as nearby areas in Missouri and Illinois; with a population of 2,905,893, it is the largest in Missouri and one of the largest in the United States.

Located in the heart of St. Louis, Grand Center is an arts and entertainment district home to more than 1,500 cultural events annually. With 12,000 theater seats, 12 museums and galleries within four blocks and close proximity to Saint Louis University and Harris-Stowe State University, Grand Center is a destination for more than 1.5 million people who visit each year. From Broadway musicals to jazz clubs, contemporary art to cabaret shows, a symphony to a circus, films to festivals, and much more, this premier arts district has something for everyone. An eclectic




ANNUAL DEMOGRAPHICS

		1 MILE	3 MILES	5 MILES
POPULATION		16,517	119,100	273,385
HOUSEHOLDS		6,659	57,045	125,907
AVG HH INCOME		\$47,503	\$74,912	\$74,983



3636 PAGE BLVD
NEIGHBORHOOD VIBE

TONY MOON ALEX APTER
314.818.1567 (OFFICE) 314.818.1562 (OFFICE)
314.560.0781 (MOBILE) 314.488.5900 (MOBILE)
Tony@LocationCRE.com Alex@LocationCRE.com



Suite	Tenant	SF
A	Event Space	1,800 SF
B	LD's Coffee	1,800 SF
C	Hart to Hart Home Healthcare	1,800 SF
D	Cajun City	1,800 SF
E	AVAILABLE	1,800 SF
F	Boost Mobile	1,800 SF
G	Recess Time	1,800 SF

- 1,800 SF AVAILABLE
- LESS THAN 1 MILE FROM 99 ACRE NGA CAMPUS (2,400 EMPLOYEES)
- EXTREMELY DENSE POPULATION WITH LIMITED RETAIL OPTIONS IN TRADE AREA
- CALL BROKER FOR DETAILS



LOCATION.
commercial real estate



www.LocationCRE.com

THE INFORMATION IN THIS FLYER HAS BEEN OBTAINED FROM SOURCES BELIEVED RELIABLE. WHILE WE DO NOT DOUBT ITS ACCURACY, WE HAVE NOT VERIFIED IT AND MAKE NO GUARANTEE ABOUT IT. IT IS YOUR RESPONSIBILITY TO INDEPENDENTLY CONFIRM ITS ACCURACY AND COMPLETENESS. ANY PROJECTIONS, OPINIONS, ASSUMPTIONS OR ESTIMATES USED ARE FOR EXAMPLE ONLY AND DO NOT REPRESENT THE CURRENT OR FUTURE PERFORMANCE OF THE PROPERTY. THE VALUE OF THIS TRANSACTION TO YOU DEPENDS ON TAX AND OTHER FACTORS WHICH SHOULD BE EVALUATED BY YOUR TAX, FINANCIAL AND LEGAL ADVISORS. YOU AND YOUR ADVISORS SHOULD CONDUCT A CAREFUL, INDEPENDENT INVESTIGATION OF THE PROPERTY TO DETERMINE TO YOUR SATISFACTION THE SUITABILITY OF THE PROPERTY FOR YOUR NEEDS.



3636 PAGE BLVD

NEIGHBORHOOD VIBE

TONY MOON

314.818.1567 (OFFICE)

314.560.0781 (MOBILE)

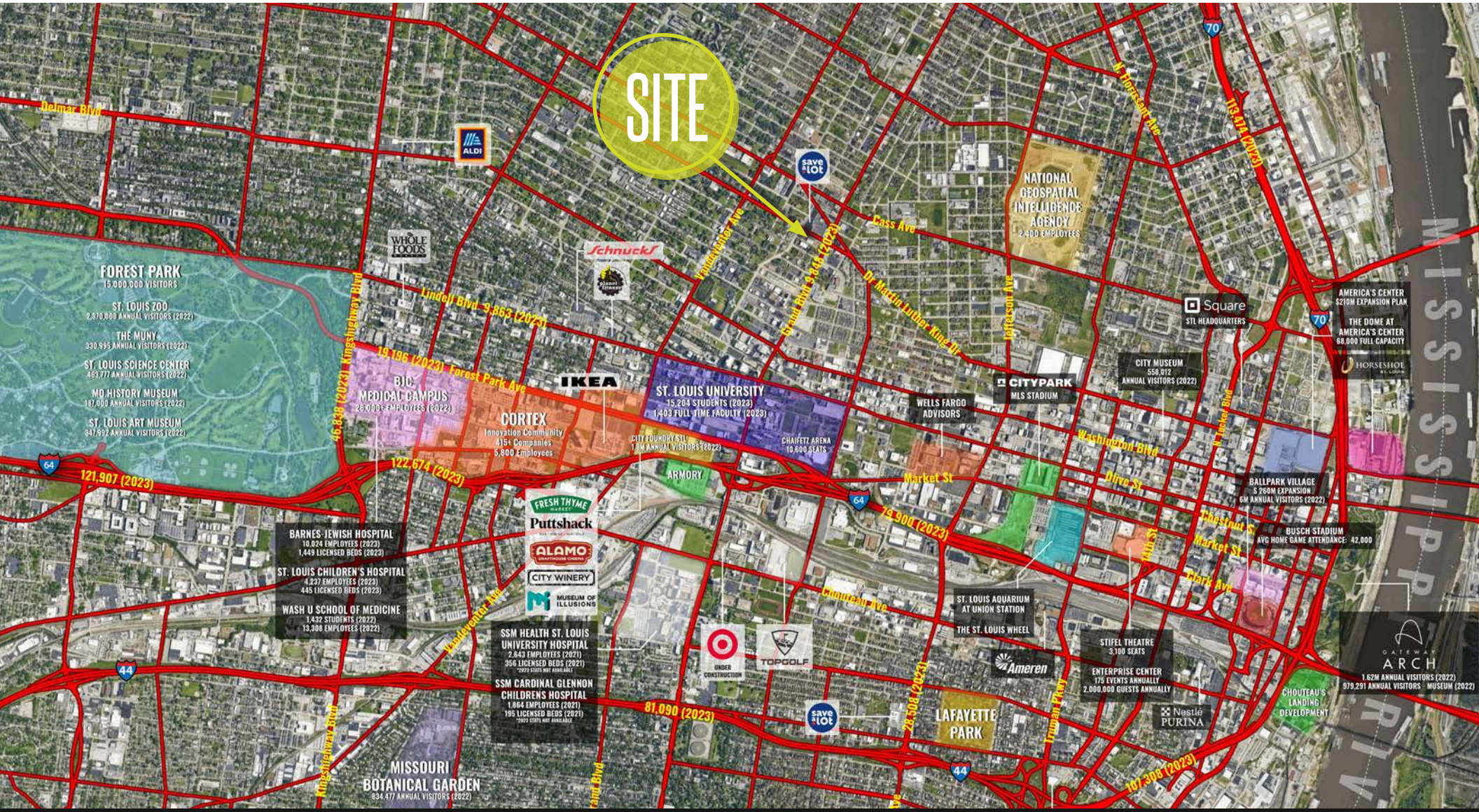
Tony@LocationCRE.com

ALEX APTER

314.818.1562 (OFFICE)

314.488.5900 (MOBILE)

Alex@LocationCRE.com



LOCATION.

commercial real estate



www.LocationCRE.com

THE INFORMATION IN THIS FLYER HAS BEEN OBTAINED FROM SOURCES BELIEVED RELIABLE. WHILE WE DO NOT DOUBT ITS ACCURACY, WE HAVE NOT VERIFIED IT AND MAKE NO GUARANTEE ABOUT IT. IT IS YOUR RESPONSIBILITY TO INDEPENDENTLY CONFIRM ITS ACCURACY AND COMPLETENESS. ANY PROJECTIONS, OPINIONS, ASSUMPTIONS OR ESTIMATES USED ARE FOR EXAMPLE ONLY AND DO NOT REPRESENT THE CURRENT OR FUTURE PERFORMANCE OF THE PROPERTY. THE VALUE OF THIS TRANSACTION TO YOU DEPENDS ON TAX AND OTHER FACTORS WHICH SHOULD BE EVALUATED BY YOUR TAX, FINANCIAL AND LEGAL ADVISORS. YOU AND YOUR ADVISORS SHOULD CONDUCT A CAREFUL, INDEPENDENT INVESTIGATION OF THE PROPERTY TO DETERMINE TO YOUR SATISFACTION THE SUITABILITY OF THE PROPERTY FOR YOUR NEEDS.